Release Number:						BAR LIST									
Bar Mark	Qty	Size	Total Length	Type	'A'	'B'	'C'	'D'	'E'	'F'	'G'	'H'	'J'	'K'	'O'	'R'
3L1020	18	#3	2'-6"	3		1'-8"	0'-10"					0'-6"		0'-8"	2'-4"	
3L1020	170	#3	2'-6"	3		1'-8"	0'-10"					0'-6"		0'-8"	2'-4"	
3L1020	243	#3	2'-6"	3		1'-8"	0'-10"					0'-6"		0'-8"	2'-4"	
3L1020	90	#3	2'-6"	3		1'-8"	0'-10"					0'-6"		0'-8"	2'-4"	
3L1030	23	#3	3'-4"	3		2'-6"	0'-10"					0'-6"		0'-8"	3'-2"	
L10180	23	#3	15'-10"	3		15'-0"	0'-10"					0'-6"		0'-8"	15'-8"	
3L1824	115	#3	3'-6"	17		2'-0"	1'-6"									
3L1824	115	#3	3'-6"	17		2'-0"	1'-6"									

Bar list produced by RebarCAD 2019

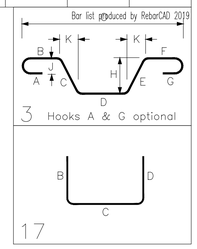

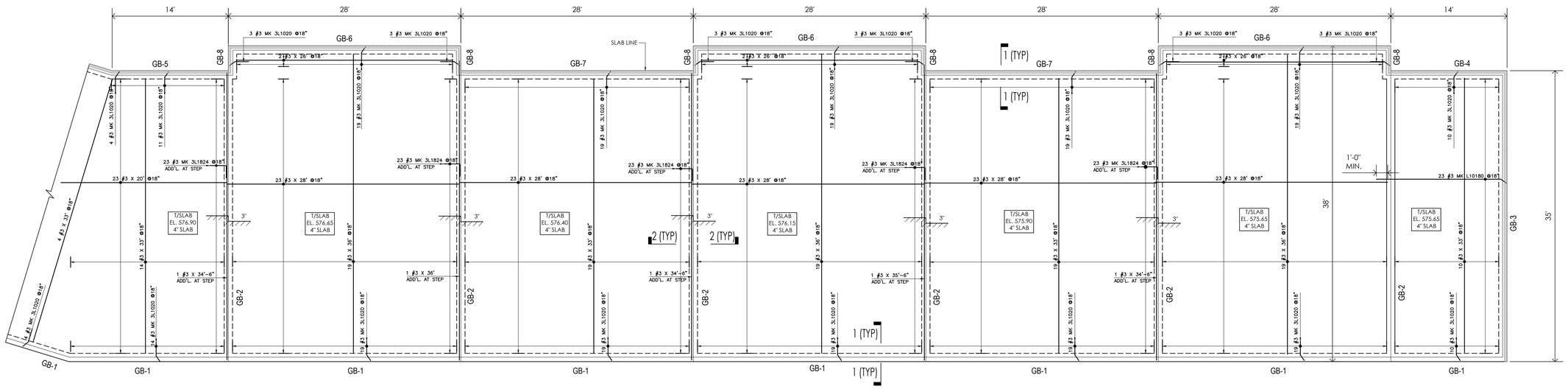

BUILDING-F PARTIAL PLAN
SLAB-ON-GRADE REINFORCEMENT
(EAST WING)

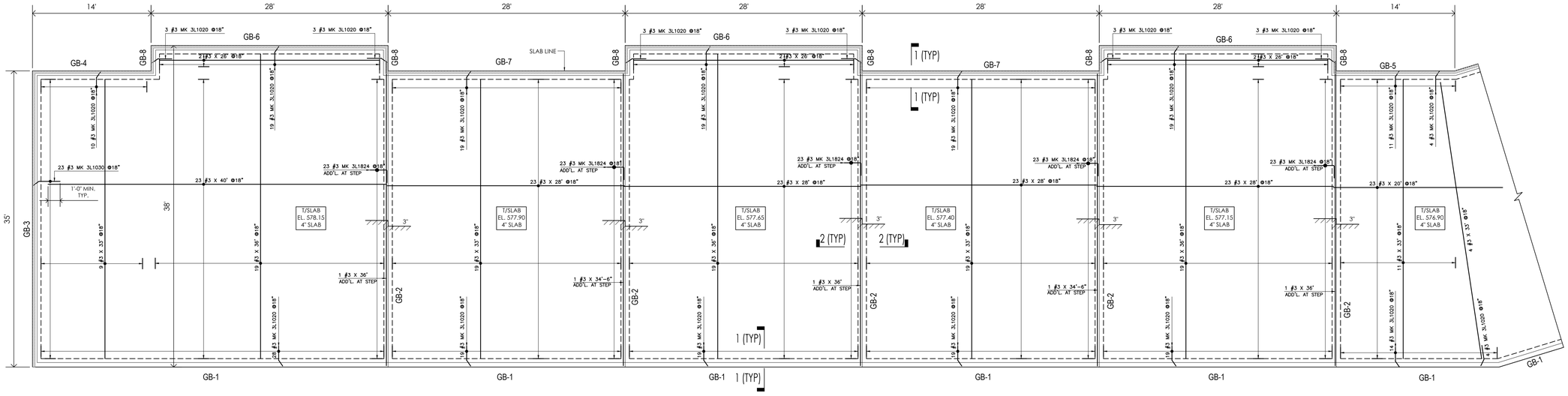

BUILDING-F PARTIAL PLAN
SLAB-ON-GRADE REINFORCEMENT
(WEST WING)

PLACE FIRST

NOTES:
1) F'c = 3,000 PSI
2) ALL SLAB REINF. AT 18" O.C. U.O.N.
2) ALL SLABS ARE 4" U.O.N.
3) PROVIDE CLR. COVER TYP. :
GRADE BEAM:
BOTTOM CLR.: 3"
SIDE CLR.: 1 $\frac{1}{2}$"
TOP CLR.: 1 $\frac{1}{2}$"
SLAB: 1 $\frac{1}{2}$"
5) ALL REINFORCEMENT SHALL CONFORM TO ASTM-615 GRADE 60
6) MIN LAP:
#3 = 1'-0"
#5 = 2'-0"
7) PROVIDE CHAIR BARS MID-DETH OF SLAB

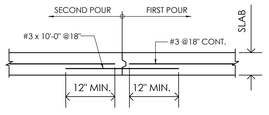

TYPICAL CONSTRUCTION JOINT

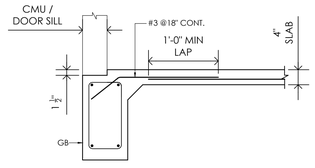

SECTION 1-1
TYPICAL SLAB EDGE DETAIL

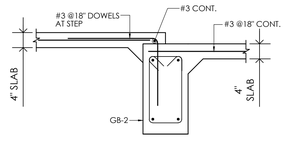

SECTION 3-3
TYPICAL STEP-DOWN DETAILS

DATE	

DWG. TITLE:	SLAB-ON-GRADE REINFORCEMENT BUILDING - F
JOB:	PRINCETON SELF STORAGE-PHASE
LOCATION:	PRINCETON, TEXAS
ARCHITECT:	HBJ
GC:	DWG. No. R-F-02
DRAWN BY:	